

 PILATUS 



The Most Advanced Single

PC-12 **PRO**





**PC-12 PRO**

Progressive – Proven – Professional

 Crafted in Switzerland

01	The PC-12 – Purely Fascinating	1
02	Highlights	5
03	Cockpit	9
04	Cabin & Comfort	14
05	Accessibility & Versatility	21
06	Engine & Safety	25
07	First-Class Support	29
08	Crafted in Switzerland	33
09	Technical Data & Personalization	37

# 01

The PC-12 – Purely Fascinating





An Icon.  
Created by Pilatus.



# A Masterpiece Born from Innovation

With the PC-12, Pilatus created an icon that has fascinated us all for many years.

The secret to this success: a harmonious overall concept with a timeless design. It is an aircraft that verges on perfection in its overall technical and aerodynamic concept.


With over 2,000 aircraft sold globally operating in some of the most challenging and remote conditions, we invite you to explore the new PC-12 PRO – The Most Advanced Single.



# The PC-12 Concept: The Evolution Continues.

The latest generation of the PC-12 is the sum of its predecessors – a reflection of the past and a vision for the future. Since 1939, Pilatus has blazed new trails in aviation, overcoming unique engineering challenges to enable our customers to achieve the impossible, operating in environments beyond the reach of other aircraft. But true leaders never stop progressing. After years of careful development, we've raised the bar again. The result is the most beautiful and modern version of the PC-12 yet – a perfect blend of experience and innovation, offering new possibilities for the future of single-engine turboprop travel.

In short, the latest PC-12 is the most professional, proven, and progressive version ever. Or, simply: the Most Advanced Single.



Watch the Launch Video

*The Soul of Progressive  
Navigation*

# 02

## Highlights



Profound.





# Highlights

## PC-12 **PRO**

**PROgressive Cockpit** Powered by the Garmin G3000 Prime, the PC-12 PRO is more powerful than ever before. The fully re-designed flight deck features new style yokes and five large high resolution, touchscreen displays.

**PROfound Design** Due to its short and rough field capability, the PC-12 PRO can take you places you've never been in a business aircraft. The large standard cargo door allows you to bring unique cargo on all of your missions.

**PROtective Safety** Protection in the air and on the ground, the PC-12 PRO includes Emergency Autoland, Electronic Stability Protection, Emergency Descent Mode, and Surface Watch.







**PROven Concept** With more than 2,000 PC-12s sold globally, and over eleven million flight hours behind the ultra-reliable Pratt & Whitney Canada PT6 engine, experience makes a difference.

**PROductive Cabin** Discover an interior designed to take productivity to new heights. Tailored for the modern professional, this space combines elegance with cutting-edge functionality, and comfort.

**PROfitable Investment** Independent after-market research publications have verified that PC-12 owners enjoy the highest value retention rate in all of business aviation, significantly lowering the total cost of owning a PC-12.

**PROfessional Service** Pilatus customer support has a proven track record of being rated number one in the business turboprop market. When you join the family, Pilatus Class service comes standard.

**PROminent Manufacturer** Since 1939, every Pilatus aircraft has been designed and manufactured with legendary Swiss quality and craftsmanship. The PC-12 PRO enjoys the prestige and reputation that accompany its Swiss heritage.

# 03

Cockpit





Progressive.





# Advanced Cockpit Technology Designed for Unmatched Control and Precision.

The PC-12 PRO leads the way with advanced features that solidify its reputation. It has been designed for those who choose to progress. The heart of the new PC-12 PRO is its new Advanced Cockpit Environment – ACE – powered by the Garmin G3000 Prime.

Three huge high resolution touchscreen Flight Displays, two touchscreen smart controller displays, and Pilatus' proprietary Cursor Control Device combine to enable full control of every phase of flight right at the pilot's fingertips.

The entirely redesigned flight deck also features redesigned crew control yokes, all-new interior finishing, and increased exterior visibility with the removal of the Direct Vision window. Personalized profiles allow pilots to tailor the flight deck to their own preferences, and easily recall those settings if changed by another pilot operating the same aircraft.

# Setting the New Standard: Innovative Technology for Safer Flying.

With millions of hours of experience with the PC-12, Pilatus engineers are in control when it comes to safety and the pilot-aircraft interface. Every element of new technology has to earn its way onto the aircraft, and is accepted only if it reinforces safety and efficiency. That is why we are proud to unveil a unique touch-screen controller, available only in the PC-12 PRO.

Complementing the controller are gripping edges and surface contours to aid in stabilizing your hand even during challenging turbulence. And, the PC-12 PRO also includes a Cursor Control Device on the center pedestal, allowing fast, precise pilot inputs even in the roughest air. Nice touch.



Watch the Cockpit Tour





# SMART TECHNOLOGY AT ITS CORE.

## Advanced Safety System for Seamless Flight Control.



Autoland\* activates automatically when it detects that the pilot is no longer capable of controlling the aircraft. Alternatively, passengers can press an activation button. During navigation to the destination airfield, Autoland automatically avoids dangerous terrain, obstacles, and adverse weather.

The highly advanced system automatically selects the best airport for landing, taking into account runway length, distance, range, and other factors. At the destination airport, Autoland performs the landing entirely and brings the aircraft to a stop on the runway, allowing emergency services to reach the pilot and passengers.

This smart technology makes the PC-12 PRO the safest PC-12 ever.

\*Autoland functionality is standard for all PC-12 PRO and will be available from 2026.

# 04

## Cabin & Comfort



| Productive.



# Luxury Executive Seats for Ultimate Comfort and Personalized Style.



Inspired by the design of the PC-24 Super Versatile Jet, the executive seats in the new PC-12 PRO feature full recline, taller seat backs, and even more seated headroom. Fine European leather, custom hand-stitching, and a wealth of designs to appeal to a multitude of personalities, your PC-12 PRO is crafted to reflect your unique style. Sit back and relax, or get to work, the choice is yours.



# Indulge in Spacious Comfort

Refined ergonomics, enhanced style finishing, and upgraded lighting, increase productivity and elevate your travel experience, providing superior comfort, quiet, and relaxation, so that you and your guests arrive at your destination reinvigorated.



Watch the Cabin Tour  
Video

# SETTING THE NEW STANDARD.

Premium Materials  
and Tailored Interior  
for Ultimate Comfort.



Responsibly sourced, minimalistic, and modern, the interior of the PC-12 PRO is where form and function combine.

The redesigned cabin features six new modern executive interior design lines by BMW Designworks, and provides comfortable seating for up to eight passengers, large windows, and refined, more efficient cabinet designs.



# A Forward-Thinking Solution.


We've optimized the space in the PC-12 PRO's private, fully enclosed lavatory to provide storage areas for improved usability and comfort. Unlike many other business aircraft, the lavatory in the PC-12 PRO is dedicated to that function, as no passenger should have to suffer the indignity of being assigned to fly on that seat.

With the lavatory positioned in the forward part of the cabin, it allows almost limitless combinations of seating and cargo space in the aft cabin, all accessible through the standard cargo door, which is a hallmark of all our aircraft.



# Versatile Interior Configurations.

The PC-12 PRO offers exceptional flexibility with its seating configurations. You can easily customize the cabin to suit various needs: choose between executive seating arrangements, add or remove commuter seats for different passenger capacities, or use the space for cargo, combi, or air ambulance operations. This adaptability ensures that your aircraft is always tailored to your requirements.





# 05

## Accessibility & Versatility





| Proximity.



# Land Anywhere. From Short Runways to Grass and Gravel.



Pilots of twin turboprops and business jets would be justifiably proud of their ability to safely operate from a small airport with a runway of only 3,500 feet (1,067 meters). Business aviation is all about getting to places quickly, that you can't access on an airliner.

But the PC-12 PRO is not like other business aircraft. At maximum gross weight, it needs just 2,485 feet (758 meters) of runway and can also operate on grass, gravel and dirt. This extra level of performance opens up your world of possible destinations to thousands more airports. Where aren't you going?

# BRING IT ALL.

## Ultimate Versatility in Transport, Cargo, and Comfort.



Whether you are transporting large parts to support operators in the field, or need to easily remove or add seats to accommodate up to nine passengers, the PC-12 PRO has you covered. With its standard pallet-sized cargo door, combined with a flat floor, and forward lavatory, no other single-engine turboprop provides more flexibility and space to bring everything you need.

Unlike most business aircraft, all of your cargo travels within the temperature-controlled and pressurized cargo space, and remains accessible during flight. The newly redesigned forward lavatory provides an efficient use of space, to allow even more room for your baggage in the aft compartment.



# 06

## Engine & Safety



Proven.





# A Dependable Engine is a Must When You Fly a Single.

In a single-engine aircraft, the most critical component is the engine. Fortunately, the PC-12 PRO is equipped with the newest version of the most reliable aircraft powerplant ever produced, the Pratt & Whitney Canada's PT6. With over 64,000 engines in service, and more than one billion hours in the air, the PT6 engine family has a track record second to none. In more than eleven million flight hours on the PC-12, the PT6 has been in the aircraft earning a safety record that is actually better than the world's fleet of twin-engine business jet aircraft.

Our confidence in the PT6 E-Series engine is such that it features a 5,000 hour overhaul interval. When it comes to single-engine turboprop aircraft, it's a must to trust the proven leaders – Pilatus and Pratt & Whitney Canada.

# Pilots Love Control

More Control, More  
Performance, Less Effort.  
The New Standard in  
Flight Precision.



Pilots love control, and the new PC-12 PRO incorporates second-generation dual-channel integrated Electronic Propeller and Engine Control System and digital autothrottle in this class of aircraft. At its core is a PT6 E-Series™ engine, the Pratt & Whitney Canada's PT6E-67XP, producing 1,200 shaft horsepower in take-off and climb. The integrated Electronic Propeller and Engine Control System allows precise engine control, constantly monitoring temperature and torque to optimize power in every phase of flight.

You can select a propeller low speed mode for reduced cabin and overflight noise. The single lever power control with flight phase detents reduces pilot workload and ensures costly engine exceedance issues never occur.



# 07

## First-Class Support

A wide-angle photograph of a large, modern aircraft hangar. In the foreground, a white Pilatus PC-12 aircraft with blue stripes and the registration 'VH-YKG' is parked on a white floor. The aircraft's cabin door is open, and a blue Pilatus-branded mat is on the floor in front of it. To the left of the aircraft is a blue tool chest. In the background, another aircraft with the registration 'VH-JMU' is visible. The hangar has a high ceiling with a complex steel truss structure and several large windows on the right side. The floor is a light-colored concrete or epoxy. The overall atmosphere is professional and well-maintained.

Professional.



# PILATUS CLASS SUPPORT.

Your Trusted Partner  
for Every Flight,  
Every Mission.



When you join the Pilatus family, we are there with you, every flight, and every mission. Your safety, comfort, and trust are our number one priority, and they are earned with every mile flown. Our 24/7/365 expert customer care specialists are only a call or click away, and our network of global Authorized Service Centers provides you with a support system second to none.

Over eleven million flight hours and counting, in some of the world's most extreme environments, we have gained a deep understanding of the needs of PC-12 operators. Pilatus has consistently won customer-voted industry awards for top-ranked support. Experience service that goes beyond first class – experience Pilatus Class.

# CrystalCare – Fly with Complete Peace of Mind.

Our CrystalCare program offers unparalleled comprehensive coverage and peace of mind, by completely eliminating the uncertainty of maintenance cost variations. It even includes Mobile Recovery Service when away from home.

Once enrolled, Authorized Pilatus Service Centers around the world invoice Pilatus directly for all maintenance actions covered by the CrystalCare program so operators can simply fly away without worry or delays.





08

Crafted in Switzerland




| Profitable.



# Proven Since 1939

## Decades of Swiss Precision – Excellence in Aviation, Innovation, and Craftsmanship.



For over 85 years, Pilatus has been a proven leader in aviation, engineering and the production of fine aircraft, earning a rock-solid reputation for unequalled Swiss craftsmanship. Reliability is our cornerstone. Innovation is our passion. We work tirelessly to constantly improve and refine our aircraft, and to provide our customers with the most exquisite flight experience available.

Fastidious and dedicated, many second and third-generation Pilatus employees focus on building the very best aircraft by merging state-of-the-art technology and traditional Swiss craftsmanship to achieve the highest standard of precision and quality.



# Swiss- Sustainable

Sustainability is embedded in our Swiss culture and mindset. At Pilatus, we take personal pride in actively protecting our environment through choosing sustainable, eco-friendly solutions across all our activities. We continuously optimize our manufacturing processes, adapt our infrastructure, and curate a supply chain that enhances our sustainable vision.

Pilatus has taken great strides to increase our use of sustainable energy throughout the production process, streamlining every stage to minimize waste and reduce overall energy consumption.

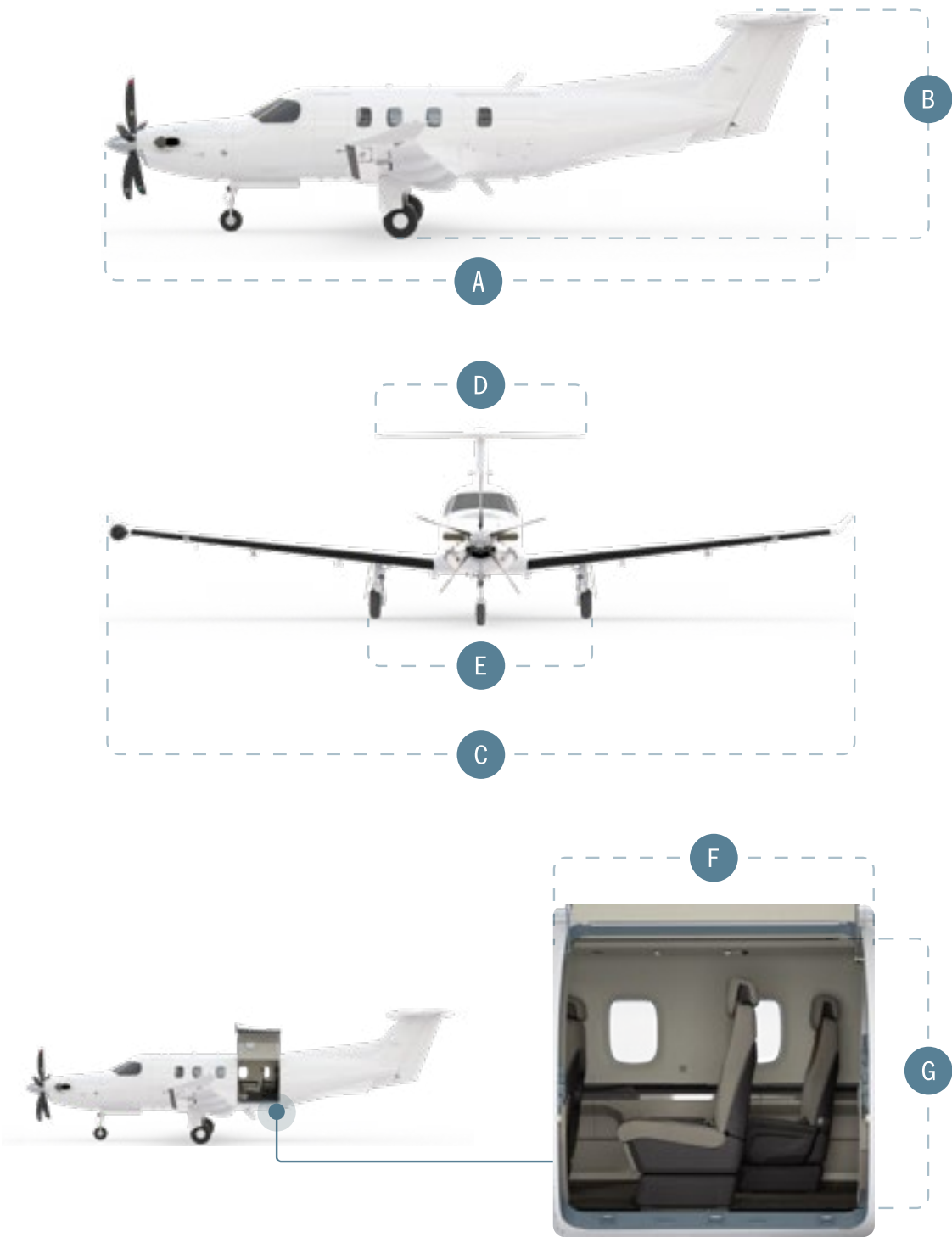
The PC-12 PRO exemplifies our commitment to sustainability, delivering lower carbon emissions than comparable twin-engine aircraft.





# 09

Exterior View



Dimensions

	U.S.	Metric
A – Length	47 ft 3 in	14.40 m
B – Height	14 ft 0 in	4.26 m
C – Wing span	53 ft 5 in	16.28 m
D – Horizontal tail span	17 ft 1 in	5.20 m
E – Landing gear width	14 ft 10 in	4.53 m
F – Cargo door width	4 ft 5 in	1.35 m
G – Cargo door height	4 ft 4 in	1.32 m
Wing area	277.80 ft²	25.81 m²
Turn radius, wing tip <small>Nose wheel steering and braking</small>	35 ft 7 in	10.86 m
Turn radius, outside main gear <small>Nose wheel steering and braking</small>	16 ft 6 in	5.03 m
Passenger door height	4 ft 5 in	1.35 m
Passenger door width	2 ft 0 in	0.61 m



Interior View



Dimensions

	U.S.	Metric
A – Cabin length	16 ft 11 in	5.16 m
B – Cabin width	5 ft 0 in	1.52 m
C – Cabin height	4 ft 9 in	1.45 m
Cabin floor width	4 ft 3 in	1.30 m
Cabin volume	326 ft <sup>3</sup>	9.23 m <sup>3</sup>
Baggage compartment volume	34.3 ft <sup>3</sup>	0.97 m <sup>3</sup>

## Performance

	U.S.	Metric
Maximum Cruise Speed <small>Flight Level 220</small>	290 KTAS	537 km/h
Maximum Range 4 Passengers <small>NBAA IFR reserves of 100 nm/185 km, LRC, ISA, Flight Level 300</small>	1,765 nm	3,269 km
Maximum Range 6 Passengers <small>NBAA IFR reserves of 100 nm/185 km, LRC, ISA, Flight Level 300</small>	1,565 nm	2,898 km
Maximum Altitude	30,000 ft	9,144 m
Take-Off Distance Over 50 ft Obstacle <small>Maximum take-off weight, ISA, sea level, dry paved runway</small>	2,485 ft	758 m
Landing Distance over 50 ft Obstacle <small>Maximum landing weight, ISA, sea level, dry paved runway</small>	2,170 ft	661 m
Rate of Climb	1,920 ft/min	9.75 m/s
Time to Climb Sea Level to FL 250	19 min	19 min
Stall Speed <small>Maximum landing weight, landing configuration, ISA, sea level</small>	67 KIAS	124 km/h

## Loading

	U.S.	Metric
Wing	37.6 lb/ft²	183.7 kg/m²
Power	8.71 lb/shp	3.95 kg/shp

## Weights

	U.S.	Metric
Maximum ramp weight	10,495 lb	4,760 kg
Maximum take-off weight	10,450 lb	4,740 kg
Maximum landing weight	9,921 lb	4,500 kg
Maximum zero fuel weight	9,039 lb	4,100 kg
Usable fuel (402 U.S. gallons)	2,704 lb	1,227 kg
Maximum payload	2,336 lb	1,060 kg
Maximum payload with full fuel	1,087 lb	493 kg
Basic operating weight	6,703 lb	3,040 kg

## Miscellaneous

Airframe maintenance schedule	600 h/annual
Certification	FAA FAR 23/EASA CS 23



## Powerplant

Manufacturer	Pratt & Whitney Canada
Model	PT6E-67XP
Rated thermodynamic power	1,845 shp
Normal take-off power	1,200 shp
Climb flat-rating	1,200 shp
Cruise flat-rating	1,100 shp
Time Between Overhaul (TBO)	5,000 h

## Propeller

	U.S.	Metric
Hartzell full-reversing 5-blade composite		
Propeller speed (constant)		1,700 rpm
Propeller speed (low)		1,550 rpm
Propeller ground clearance	12.5 in	0.32 m
Time Between Overhaul (TBO)		4,000 h

## Kinds of operations

Visual Flight Rules (VFR)
Instrument Flight Rules (IFR)
Day and night
Flight into known icing conditions
Single or dual-pilot operation
Operations from paved and unpaved surfaces

## Warranty

Airframe	7 years	5,000 h
Propeller	6 years	4,000 h
Engine	5 years	2,500 h
Avionics	5 years	
Systems	3 years	3,000 h
Interior & Paint	2 years	2,000 h

# PC-12 PRO Advanced Cockpit Environment – ACE

Powered by Garmin G3000 Prime



## Key features

Three Garmin High-resolution 14” Touchscreen Displays

Two Garmin 7” Touchscreen Smart Displays

Garmin Emergency Autoland System

Redesigned crew control yokes

Cursor Control Device

Garmin Integrated Flight Deck Autothrottle

Garmin Automatic Flight Control System

Garmin Synthetic Vision Technology (SVT™) with Track-based Flight Path Marker

Garmin GWX 8000 Digital Weather Radar with 12” Antenna

Predictive Windshear

Direct Vision Window Removed for Improved Visibility

EDM (Emergency Descent Mode)

Garmin SurfaceWatch™

Integrated Stall Warning & Protection System (SWPS)

Electronic Stability and Protection (ESP)

Due to certification and other regulations or technical limitations, certain options may not be available in some areas of the world. Garmin Emergency Autoland System will be available from 2026. Some product options shown are available as upgrades and may come with an additional cost.



# PC-12 PRO

## Launch Paint Scheme

Introducing the tech-inspired Launch Paint Schemes, a bold fusion of innovation and digital aesthetics. The cutting-edge design reflects the essence of modern technology, with sleek patterns and futuristic finishes that bring a dynamic, high-tech feel to any surface. Available in striking color themes, each inspired by the digital era.



AI Orange



Hyper Blue



Quantum Bordeaux



Tech Teal



Cyber Walnut



Some product options shown are available as upgrades and may come with an additional cost.

# PC-12 PRO Launch Interior Design Line

Introducing the tech-inspired Launch Interior Design Lines, a balanced blend of innovation and digital aesthetics. The cutting-edge design reflects the essence of modern technology, with sleek patterns and futuristic finishes that bring a dynamic, high-tech feel to any surface. Available in striking color themes, each inspired by the digital era.



AI Orange



Hyper Blue



Quantum Bordeaux



Tech Teal



Cyber Walnut



# BMW Designworks Interior Design Line

All-new design lines have been developed for the new PC-12 PRO through collaboration with BMW Designworks. The redesigned interior blends modern luxury with future-forward trends, ensuring a timeless and sophisticated cabin.




Breeze



Griseo



Savanna



Solstice



# Fly the PC-12 PRO.

pc-12sales@pilatus-aircraft.com



Find your Authorized  
Pilatus Sales Center

Sales Centers →





